



Power Shaver

Energy Savings Systems

www.powershaver.com

How Power Shaver can assist:

End User Efficiency Methods


and Technologies to

Increase Distribution Grid

Efficiency and Capacity

Issues Found in Power Distribution

- **Inefficient Electricity Grid Distribution System**
- **Average US Grid 51% Efficient**




Consequence of Inefficiency



- **Limited Capacity**
- **Loss of Electricity (Line Loss)**
- **Higher Costs**
- **Wasted Natural Resources**

Reasons for Inefficiency

- **Dated Materials & Techniques Used**
- **New Technologies Added to an**
 - High Def. TV
 - Computers
 - Servers
 - Electric Cars & Charging Centers



End User Inefficiencies are the Largest Contributors

- Low Power Factor
- High Percentage of Wasted Electricity
- The Only Contributor of Transient Interference and Harmonic Currents to the Grid

Major Solution for Increasing Distribution Grid Efficiency



- Enable the End User to Demand and Use Less Electricity to Perform the Same Work
- Demand Less Reactive Energy
- Limit the Poor Power Quality Contributed Back to the Distribution Grid

Results of End User Corrections



- Increased Distribution Grid Capacity
- Reduced Losses
- Reduced Wasted Natural Resources

How Can We Accomplish This?

- Alternate Point of Use Sources of Electricity
Solar * Wind * Efficiency Systems
- Point of Use Efficiency Correction and Demand Reduction



Efficiency Systems


**Reduce demand, consumption,
filter out harmful non-power currents
and protect from poor grid conditions**

Efficiency Systems

- Magnetic Phase Balancing of Voltage & current
- Increases Efficiency through Resonance Free Dynamic Power Factor Correction
- Harmonic Current Filtration
- Magnetic Field Reductions by Converting into Usable Power
- Converts Transient Energy into Usable Power
- Surge Protection

Part of the Solution

We have a distribution problem and the most efficient long term cost effective solution is to enable the end user to increase efficiency and reduce consumption

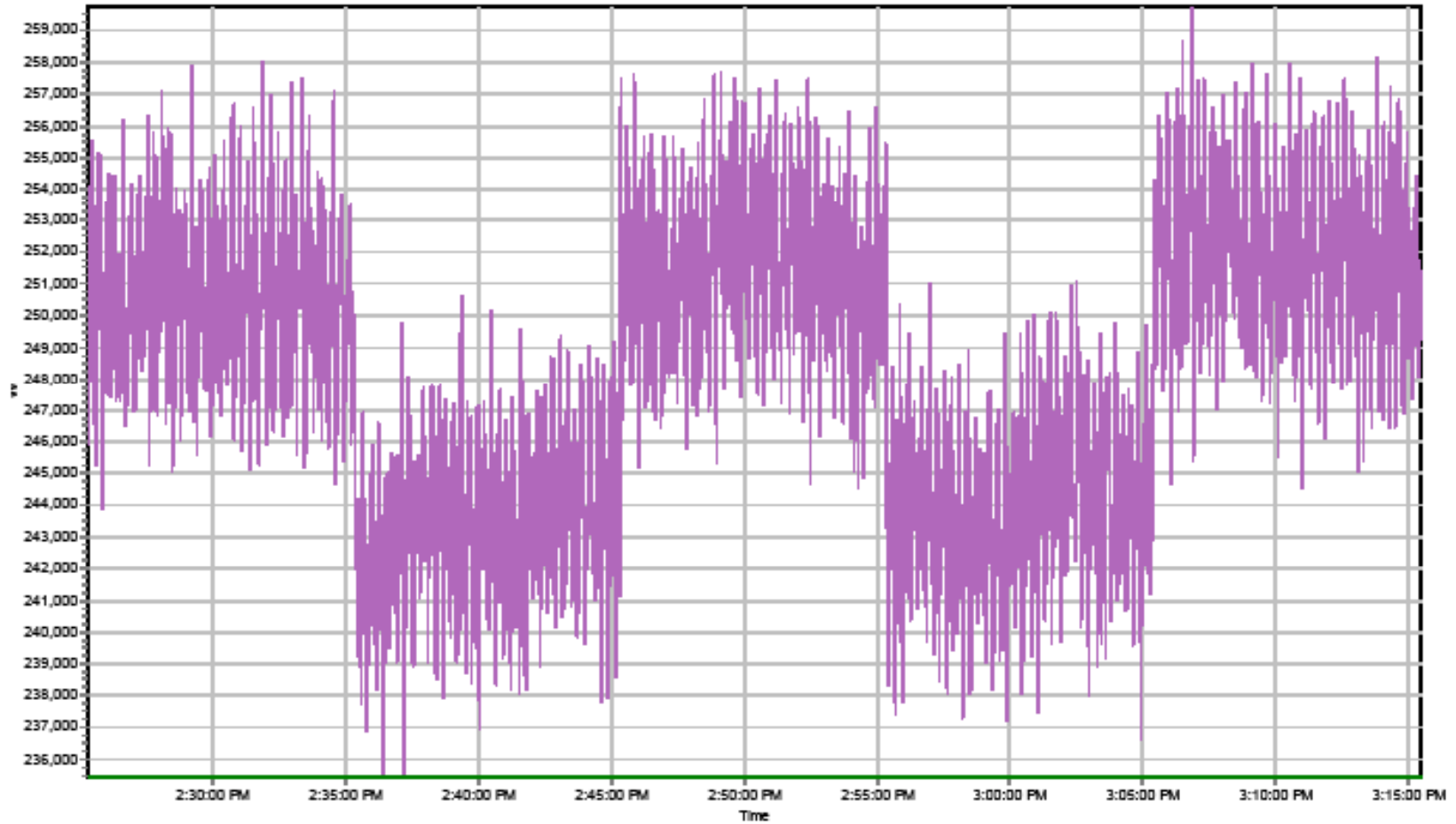


There are verified solutions to Integrate Shunt Efficiency Systems



Colusa Rice Real Power

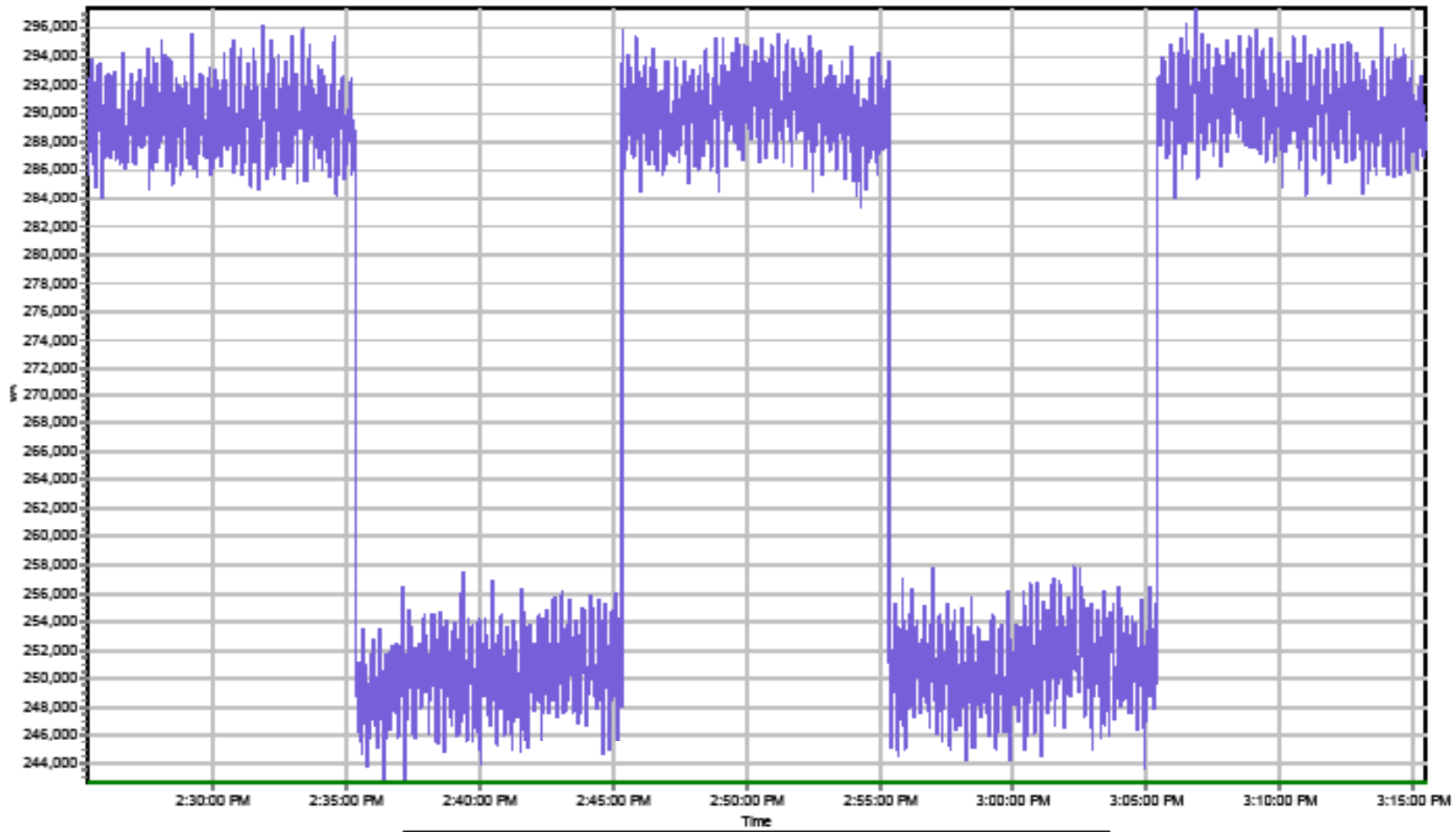
9/26/2009 2:25:18 PM - 9/26/2009 3:16:28 PM



Real Power Total (248044.89 W, min:235448.92 W; max:259744.59 W; avg:248345.62 W)

Colusa Rice Apparent Power

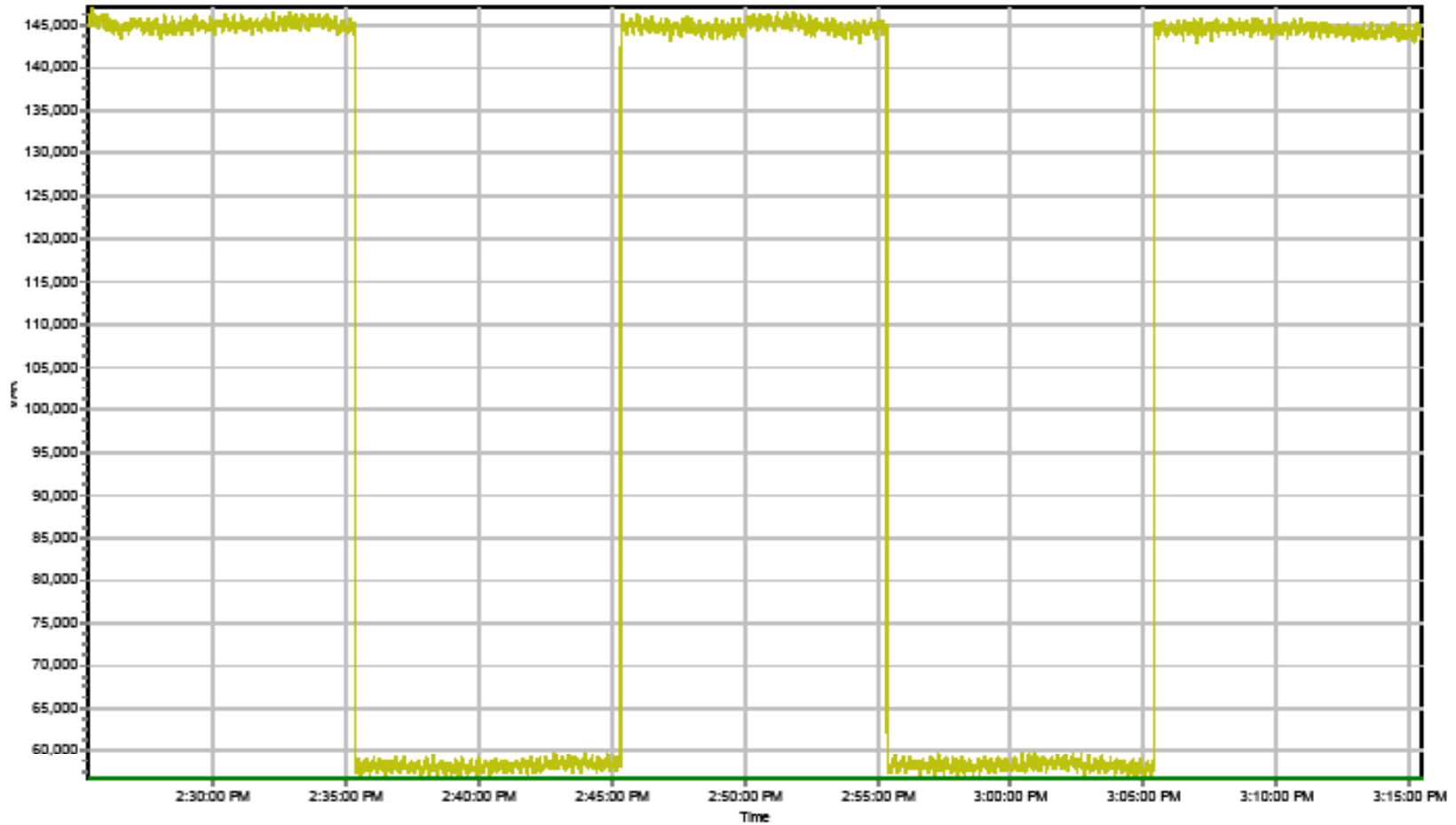
8/26/2008 2:25:18 PM - 8/26/2008 3:16:28 PM



Apparent Power Total (250282.38 VA, min:242595.61 VA; max:297390.91 VA; avg:274335.47 VA)

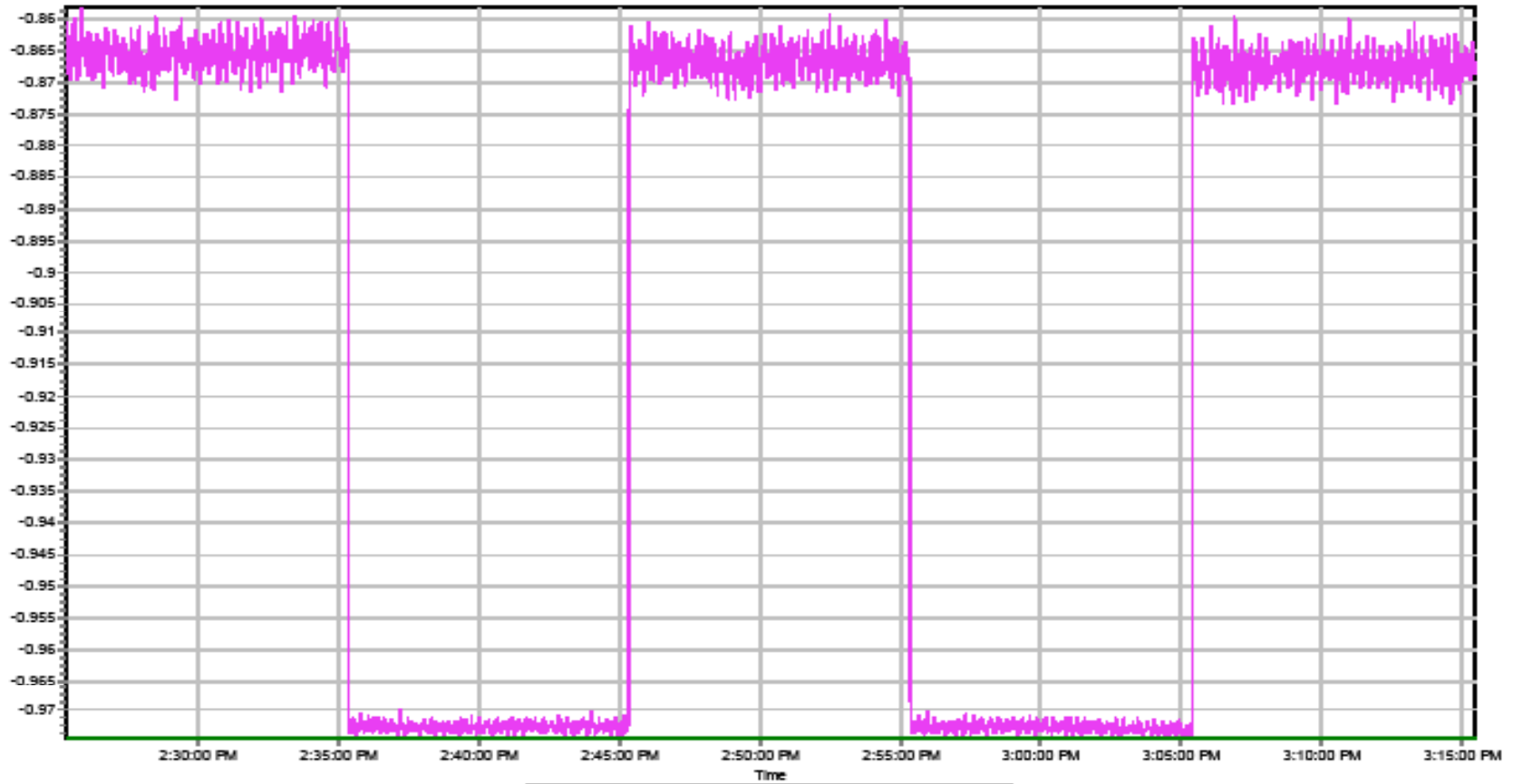
Colusa Rice Reactive Power

8/26/2008 2:26:18 PM - 8/26/2008 3:16:28 PM



Reactive Power Total (57532.78 VAR, min:56636.02 VAR, max:147062.63 VAR, avg:110208.63 VAR)

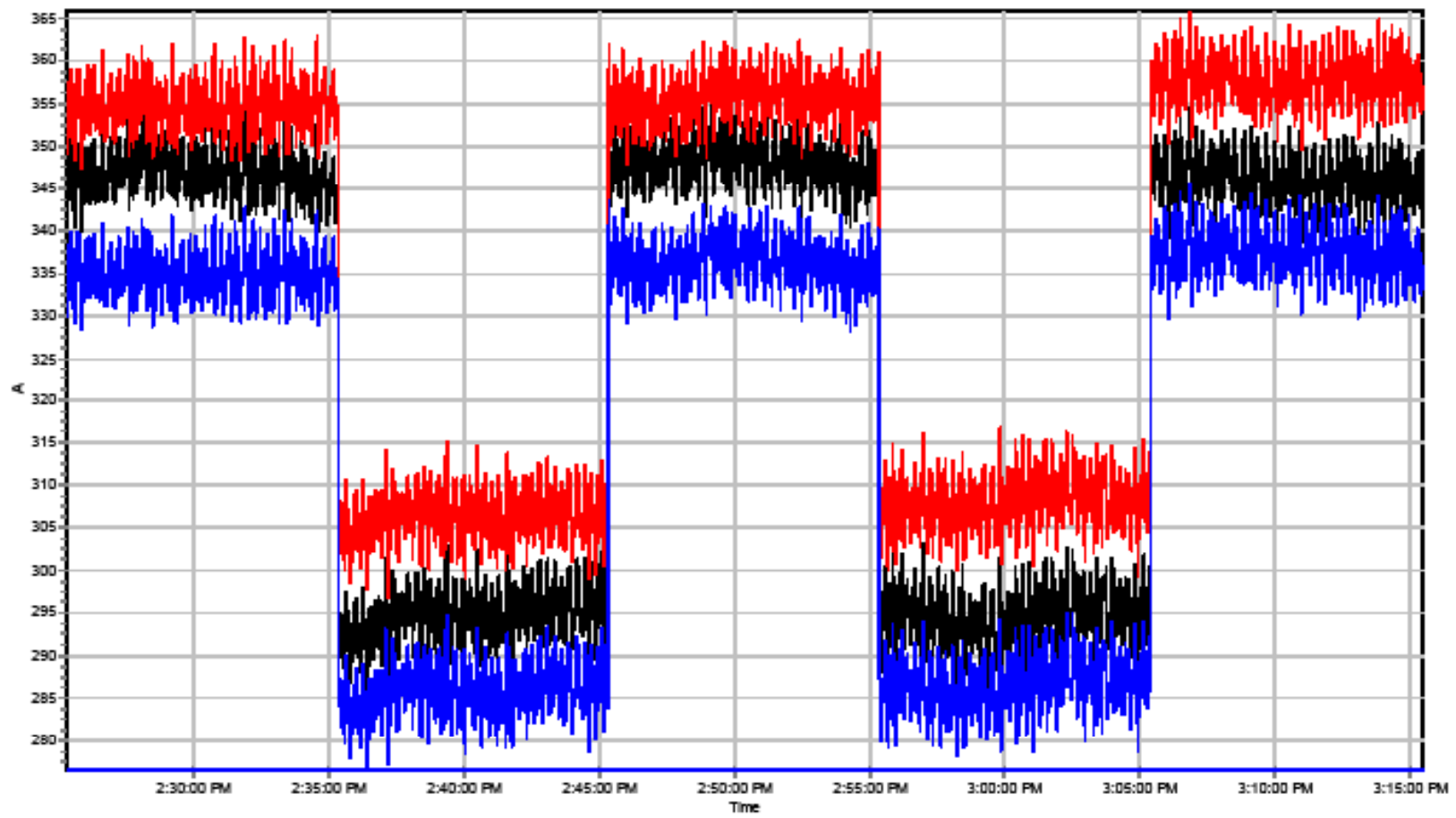
Colusa Rice True Power Factor
8/26/2008 2:25:19 PM - 8/26/2008 3:16:28 PM



True Power Factor Total (0.97, min:0.97, max:0.96, avg:0.91)

Colusa Rice RMS Current

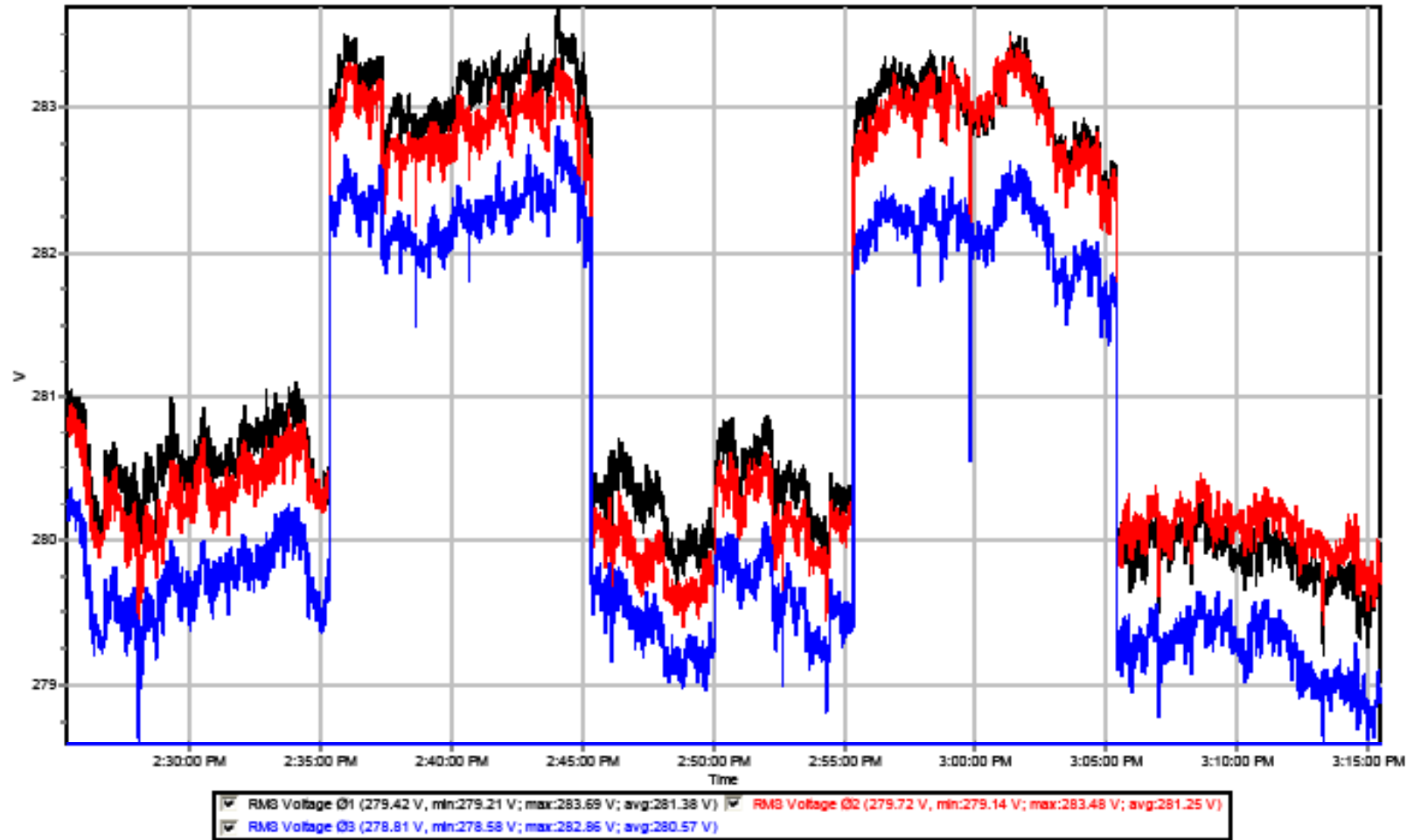
8/26/2009 2:26:19 PM - 8/26/2009 3:16:28 PM



RMS Current 01 (344.59 A, min:284.95 A; max:355.22 A; avg:326.19 A) RMS Current 02 (355.98 A, min:296.79 A; max:365.78 A; avg:336.57 A)
 RMS Current 03 (334.53 A, min:276.51 A; max:345.64 A; avg:316.28 A)

Colusa Rice RMS Voltage

9/26/2009 2:26:19 PM - 9/26/2009 3:16:28 PM



Our Obligation

Share, Inform and Educate our Fellow
Countrymen Through the Power
Companies as well as the Developing
Economies and Infrastructure Designs.

Power Shaver is involved in
International Education and Distribution
and We Need Partners



Power Shaver

Energy Savings Systems

www.powershaver.com